

Technical Datasheet

This revolutionary package design allows the lighting designer to reduce the number of LEDs required and provide a more uniform and unique illuminated appearance than with other LED solutions.

This package LEDs are designed for high current operation and high flux output application. But the package's design features better thermal management characteristics than other LED solutions. Because of these advantages, this product have many applications. Such as automotive tail, stop and turn signal lamps, and electronic signs etc.



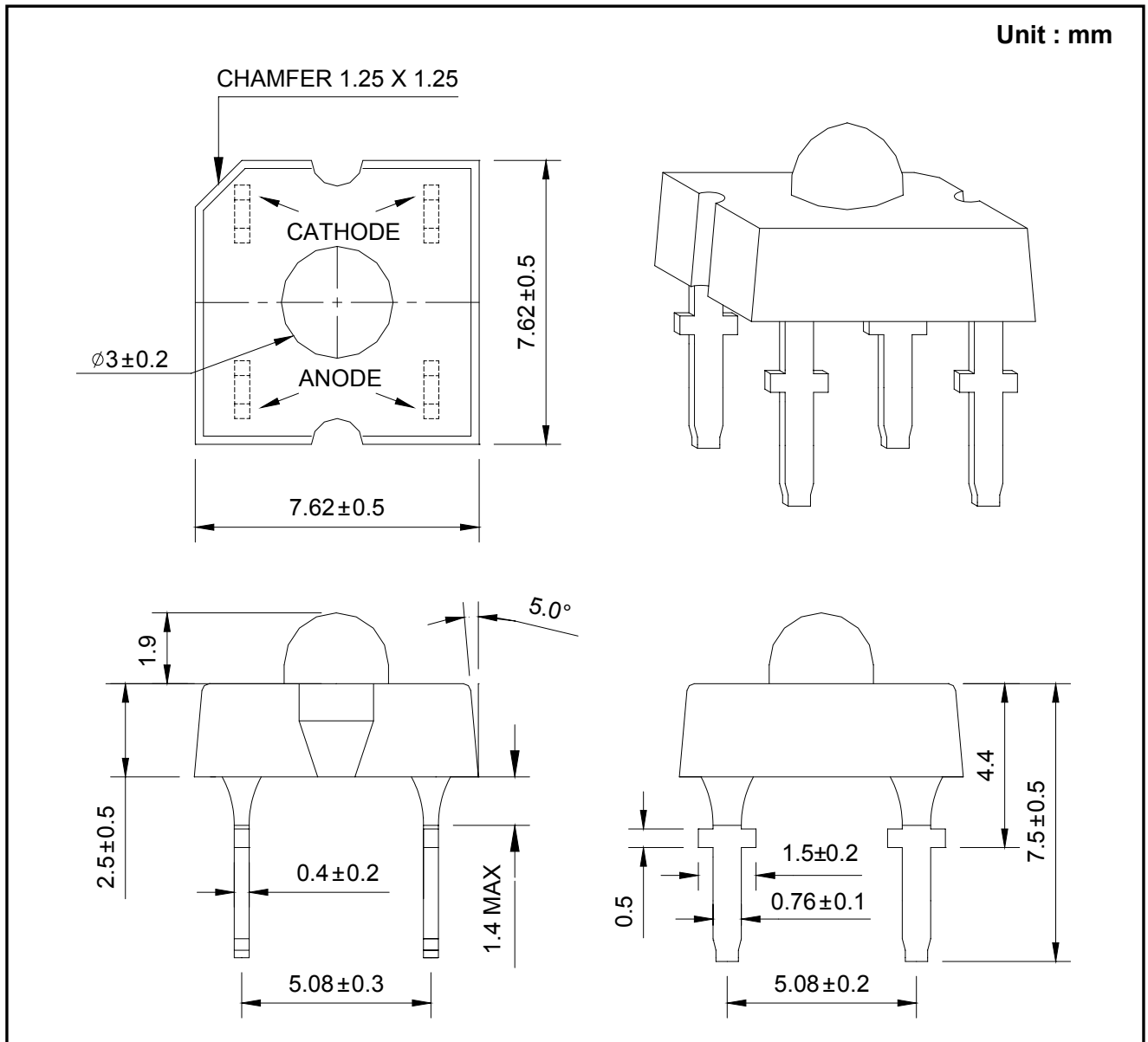
Features

- High flux output and high luminance
- Designed for high current operation
- Uniform color
- Low profile and low thermal resistance
- Packaged in tubes for use with automatic insertion equipment

Application

- Automotive exterior lighting
- Electronic signs and signals
- Channel letter / lighting
- Decorative lighting
- Specialty Lighting

Outline Dimensions



Notes : Protruded epoxy is 1.4mm maximum.

Electro-Optical Characteristics ($T_a = 25^\circ\text{C}$, $I_F=70\text{mA}$)

| Item | Symbol | Value | | | Unit |
|---|-----------------|-------|------|------|---------------------------|
| | | Min. | Typ. | Max. | |
| Luminous Flux [1] | Φ_V [2] | 2.6 | 5.0 | - | lm |
| Luminous Intensity | I_V | - | 9000 | - | mcd |
| Dominant Wavelength[3] | λ_d | 615 | 625 | 635 | nm |
| Forward Voltage[4] | V_F | - | 2.8 | 3.4 | V |
| View Angle | $2\theta_{1/2}$ | 35 | | | deg. |
| Thermal Resistance | $R\theta_{J-A}$ | 220 | | | $^\circ\text{C}/\text{W}$ |
| Optical Efficiency | η_{opt} | - | 22 | - | lm/W |
| Reverse Current (at $V_R = 5\text{V}$) | I_R | - | - | 5 | μA |

Absolute Maximum Ratings ($T_a = 25^\circ\text{C}$)

| Item | Symbol | Value | Unit |
|----------------------------|--------------|--------------------------------------|------------------|
| DC Forward Current | I_F | 70 | mA |
| Forward Peak Pulse Current | I_{FP} [5] | 100 | mA |
| Reverse Voltage | V_R | 5 | V |
| Power Dissipation | P_D | 238 | mW |
| Operating Temperature | T_{opr} | -40 ~ 100 | $^\circ\text{C}$ |
| Storage Temperature | T_{stg} | -50 ~ 105 | $^\circ\text{C}$ |
| Solder Temperature | T_S | 240 $^\circ\text{C}$ for 5second [6] | $^\circ\text{C}$ |

Notes :

- [1] SSC maintains a tolerance of $\pm 10\%$ on flux and power measurements.
- [2] Φ_V is the total luminous flux output as measured with an integrated sphere.
- [3] Dominant wavelength is derived from the CIE 1931 Chromaticity diagram.
A tolerance of $\pm 0.5\text{nm}$ for dominant wavelength
- [4] A tolerance of $\pm 0.05\text{V}$ on forward voltage measurements
- [5] $t \leq 0.1\text{ms}$, $D = 1/10$
- [6] No closer than 1.5mm from the base of the stopper.

Reliability Tests

| Item | Condition | Note | Failures |
|--------------------------------|--|------------|----------|
| Life Test | $T_a = RT, I_F = 70mA$ | 1000hrs | 0/22 |
| High Temperature Operating | $T_a = 85^{\circ}C, I_F = 40mA$ | 1000hrs | 0/22 |
| Low Temperature Operating | $T_a = -30^{\circ}C, I_F = 70mA$ | 1000hrs | 0/22 |
| Thermal Shock | $T_a = -50^{\circ}C$ (30min) ~ 105° (30min) (Transfer time : 5sec, 1Cycle = 1hr) | 100 cycles | 0/40 |
| Resistance to soldering Heat | $T_s = 235 \pm 5^{\circ}C, t = 4 \pm 1sec$ | 1 time | 0/22 |
| ESD (Human Body Model) | 1kV, 1.5k Ω ; 100pF | 1 time | 0/22 |
| High Temperature Storage | $T_a = 105^{\circ}C$ | 1000hrs | 0/22 |
| Low Temperature Storage | $T_a = -50^{\circ}C$ | 1000hrs | 0/22 |
| Temperature Humidity Storage | $T_a = 85^{\circ}C, RH = 85\%$ | 1000hrs | 0/22 |
| Temperature Humidity Operating | $T_a = 85^{\circ}C, RH = 85\%, I_F = 40mA$ | 500hrs | 0/22 |

< Judging Criteria For Reliability Tests >

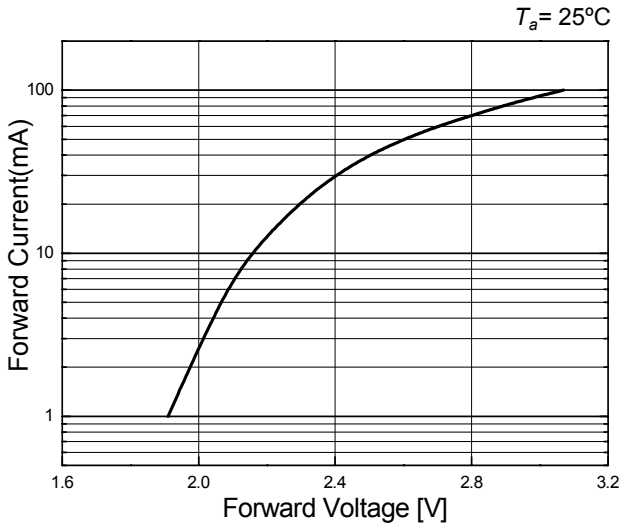
| | |
|----------|--------------------------|
| V_F | USL ^[1] X 1.2 |
| I_R | USL X 2.0 |
| Φ_V | LSL ^[2] X 0.7 |

Notes :

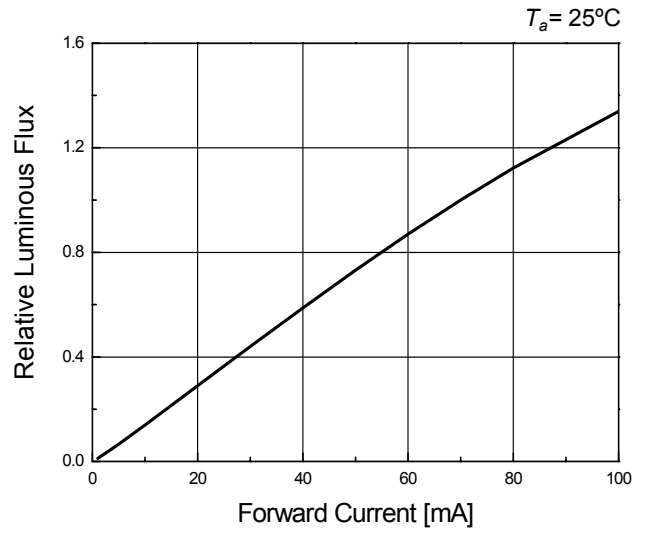
[1] USL : Upper Standard Level

[2] LSL : Lower Standard Level.

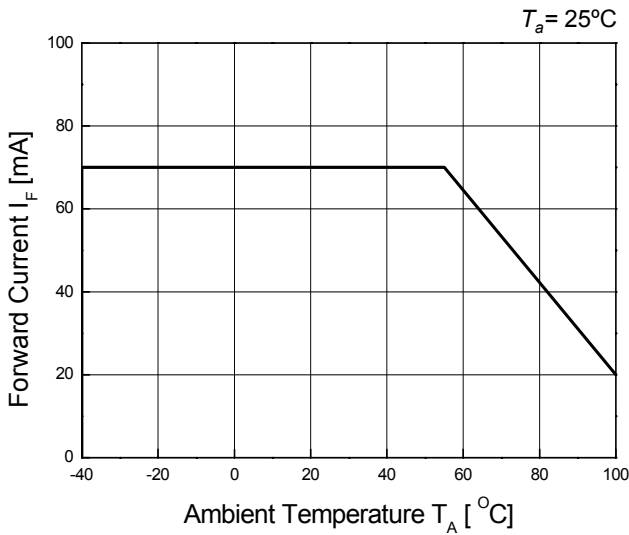
Characteristic Diagrams



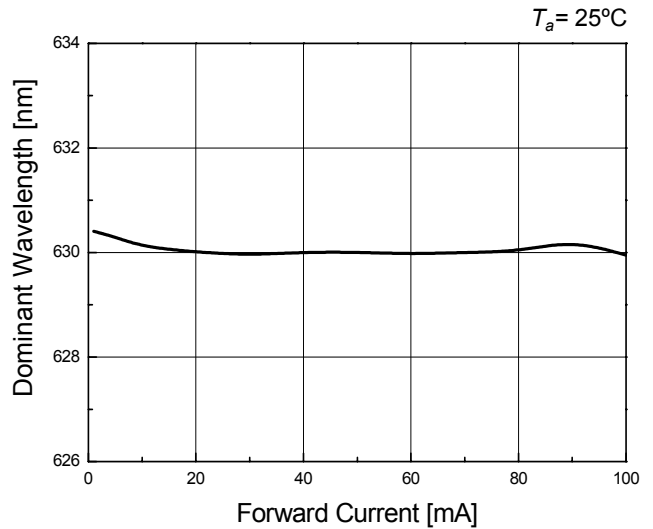
Forward Voltage vs. Forward Current



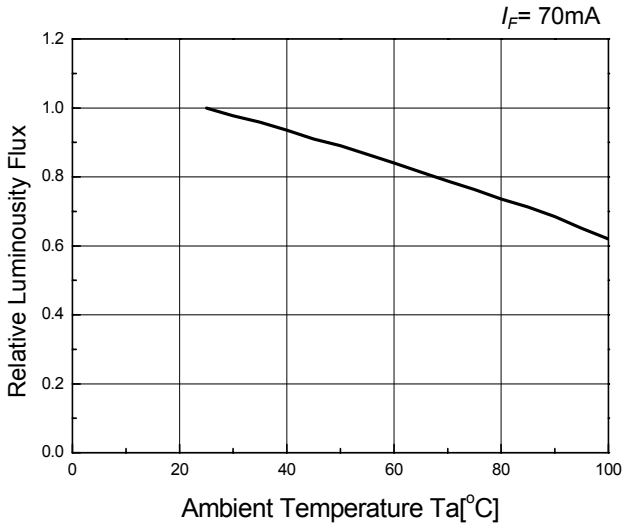
Forward Current vs. Relative Flux



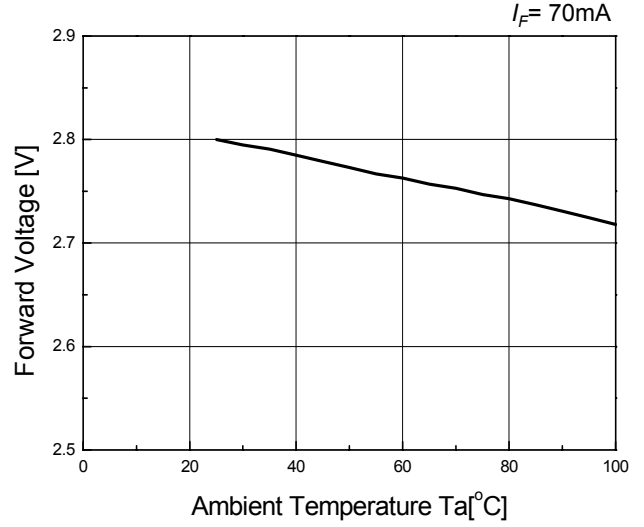
Ambient Temperature vs. Forward Current



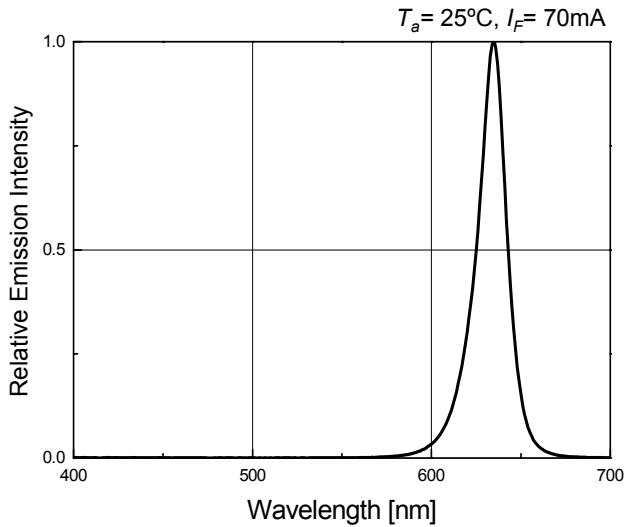
Forward Current vs. Dominant Wavelength



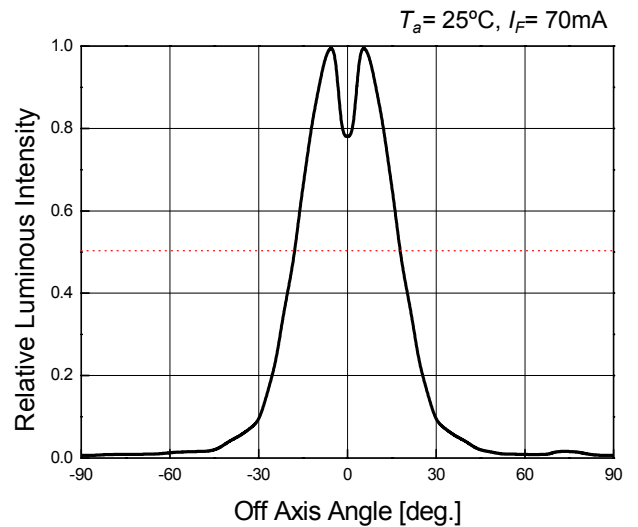
Ambient Temperature vs. Relative Flux



Ambient Temperature vs. Forward Voltage



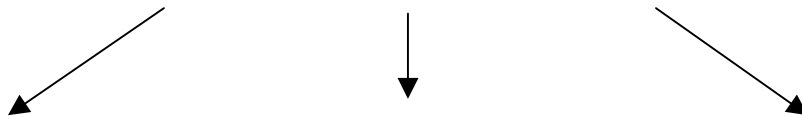
Spectrum



Directivity

Bin Code Description

| Bin Code | | |
|---------------|---------------------|-----------------|
| Luminous Flux | Dominant Wavelength | Forward Voltage |
| G | 2 | 6 |



| Luminous Flux (lm) @ $I_F = 70\text{mA}$ | | |
|---|------|------|
| Bin Code | Min. | Max. |
| A | 0.5 | 0.7 |
| B | 0.7 | 1.0 |
| C | 1.0 | 1.4 |
| D | 1.4 | 2.0 |
| E | 2.0 | 2.6 |
| F | 2.6 | 3.4 |
| G | 3.4 | 4.4 |
| H | 4.4 | 5.8 |
| J | 5.8 | 7.6 |
| K | 7.6 | 10.0 |
| L | 10.0 | 13.0 |

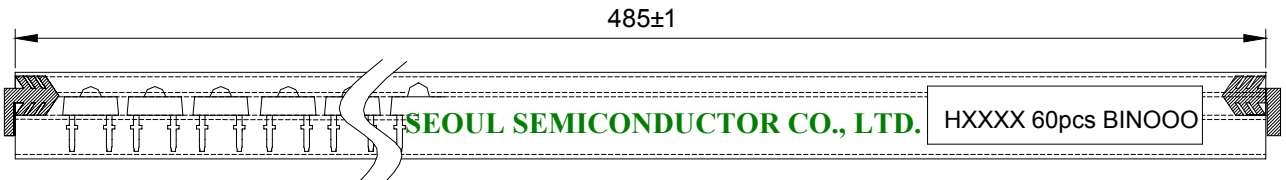
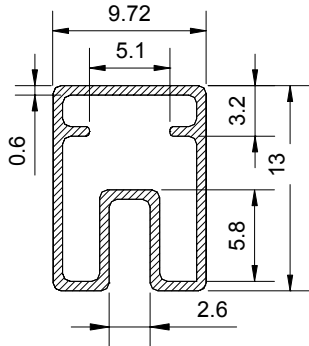
| Dominant Wavelength (nm) @ $I_F = 70\text{mA}$ | | |
|---|------|------|
| Bin Code | Min. | Max. |
| 1 | 615 | 625 |
| 2 | 625 | 635 |

| Forward Voltage (V) @ $I_F = 70\text{mA}$ | | |
|--|------|------|
| Bin Code | Min. | Max. |
| 1 | 1.8 | 2.0 |
| 2 | 2.0 | 2.2 |
| 3 | 2.2 | 2.4 |
| 4 | 2.4 | 2.6 |
| 5 | 2.6 | 2.8 |
| 6 | 2.8 | 3.0 |
| 7 | 3.0 | 3.2 |
| 8 | 3.2 | 3.4 |
| 9 | 3.4 | 3.6 |

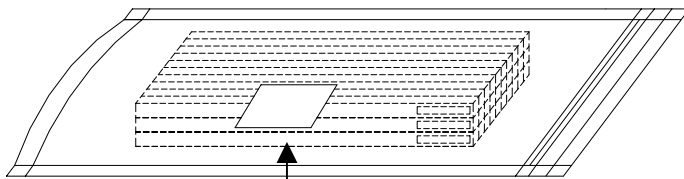
Available ranks

Packing

Unit : mm



* Plastic tube
60pcs max/tube



1800pcs max/pack
(30tubes max/pack)

* Aluminum Sealing pack (in silica gel)

HXXXX

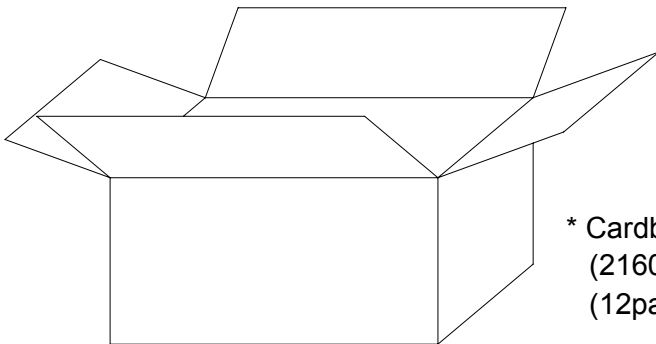
QTY : 1800pcs

LOT : 200X.XX.XX XXX

RANK

000

SEOUL SEMICONDUCTOR CO., LTD

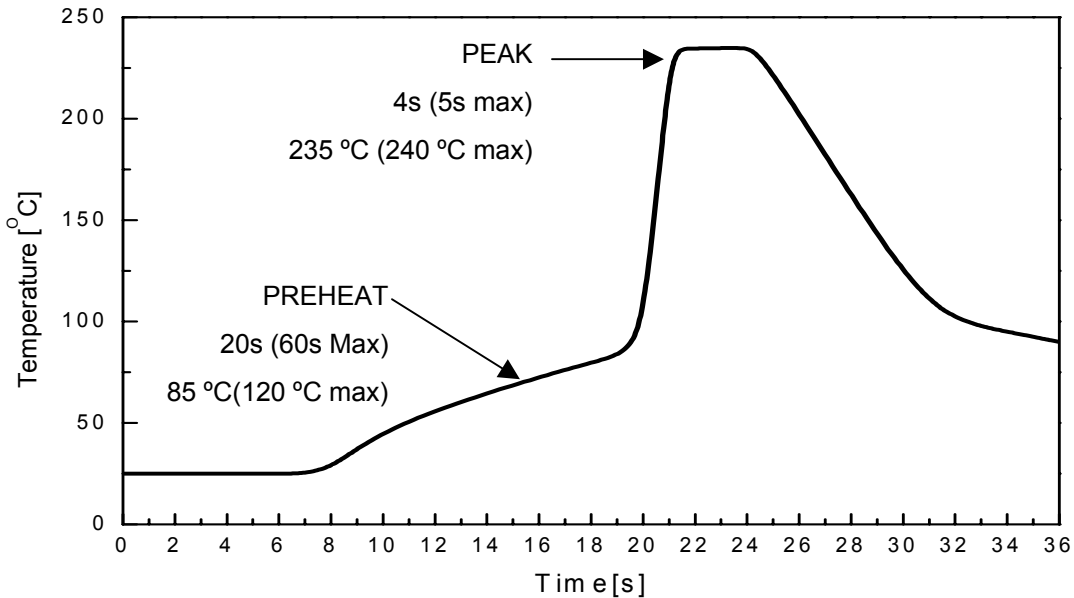


* Cardboard box (500x220x280)
(21600pcs max/box)
(12packs max/box)

Soldering Profile

1) Wave Soldering Conditions / Profile

- Preliminary heating to be at 85°C(120 °C max) for 20 seconds(60 seconds max).
- Soldering heat to be at 235 °C (240°C max) for 4 seconds (5 seconds max.)
- Soak time above 200 °C is 5 seconds



2) Hand Soldering conditions

- Not more than 3 seconds at max. 350°C, under Soldering iron.

3) Caution

- Leadframes are silver plated copper alloy. This substance has a low thermal coefficient (easily conducts heat)
- No closer than 1.5mm from the base of the stopper.
- The LEDs must not be repositioned after soldering.
- Do not apply any stress to the lead particularly when heat.

Note : In case the soldered products are reused in soldering process, we don't guarantee the products.

Precaution for Use

1) Storage

- Before opening the package

Avoid the absorption of moisture, we recommended to store High Flux LEDs in a dry box(or desiccator) with a desiccant . Otherwise, store them in the following environment:

Temperature : 5℃~30℃ Humidity : 50% max.

- After opening the package

- a. Soldering should be done right after opening the package(within 24Hrs).

- b. Keeping of a fraction

- Sealing

- Temperature : 5 ~ 40℃, Humidity : less than 30%

- c. If the package has been opened more than 1week or the color of desiccant changes, Components should be dried for 10-12hr at 60±5℃

- Any mechanical force or any excess vibration shall not be accepted to apply during cooling process to normal temp. after soldering.

- Avoid quick cooling

- Leadframes are silver plated copper alloy. The silver plate surface may be affected by environments which contains corrosive substances. Please avoid conditions which may cause the LEDs to corrode, tarnish or discolor.

2) Static Electricity

- Static Electricity and surge voltage damage the LEDs. So it is recommended that a wrist band or an anti-electrostatic glove be used when handling the LEDs.

- All devices, equipment and machinery must be properly grounded.

It is recommended precautions be taken against surge voltage to the equipment that mounts the LEDs.

3) Heat Generation

- Thermal is one of the important parameter to design the end product. Please consider the heat generation of the LEDs.

- The operating current should be decided after considering the ambient maximum temperature of LEDs.

4) Others

- The color of the LEDs is changed a little by an operating current and thermal.
- Anti radioactive ray design is not considered for the products listed here in.
- Gallium arsenide is used in some of the products listed in this publication. These products are dangerous if they are burned or smashed in the process of disposal. It is also dangerous to drink the liquid or inhale the gas generated by such products when chemically disposed.
- This device should not be used in any type of fluid such as water, oil, organic solvent and etc. When washing is required, IPA(Isopropyl Alcohol) should be used.
- When the LEDs are illuminating, operating current should be decided after considering the junction temperature.
Cf.) Please refer *Ambient temperature vs. Forward Current* graph on page 5
- The appearance and specifications of the product may be modified for improvement without notice.

SEOUL SEMICONDUCTOR CO., LTD.

148-29, Kasan-Dong, Keumchun-Gu, Seoul, Korea

TEL : +82-2-3281-6269 FAX :+82-2-858-5537

Homepage : www.seoulsemicon.com www.zled.com

E-Store : www.zledstore.com

E-mail : sscsale@seoulsemicon.com