

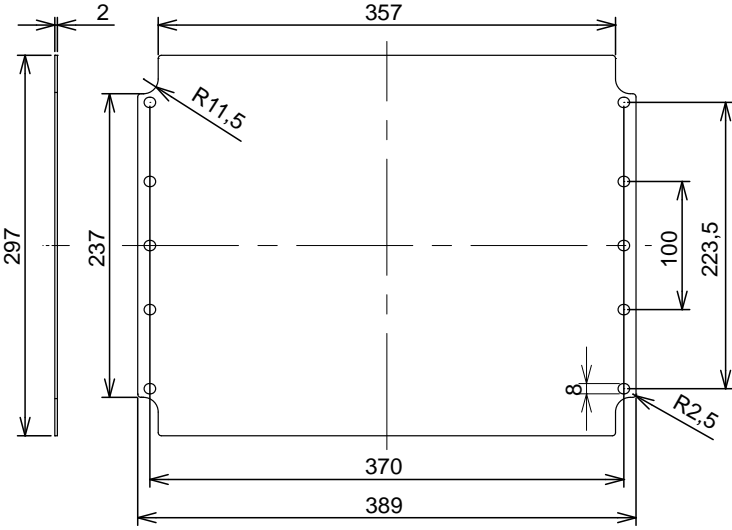
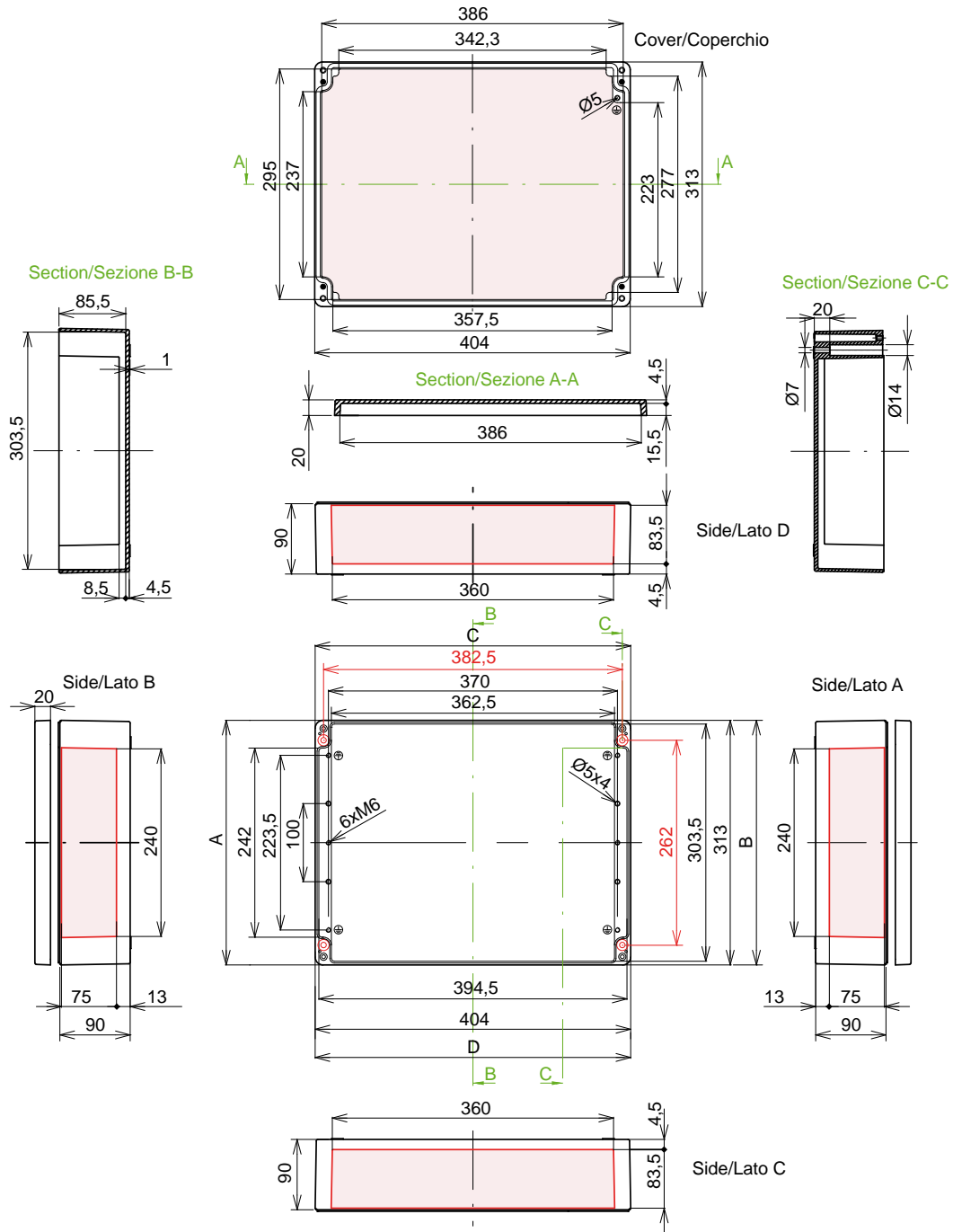


Model <i>Modello</i>	Outside dimensions <i>Dimensioni esterne</i>	Type/Color <i>Tipo/Colore</i>	Part No. <i>Codice</i>
<p>40.31.11</p>  <p>CE </p> <p>- IP66 / IP69 (EN 60569)</p> <p>- NEMA 250 / NEMA 250: Type 4,4x,12,13 for enclosures types STD - HT Type 4,12,13 for sandblasted enclosures, per cassette sabbiata</p> <p>- Packing / Imballo: 1</p> <p>- For dedicated DIN rails and accessories see page: 03.85 - 03.88 Per guide DIN dedicate ed accessori vedere pag:</p>	<p>404 x 313 x 111 mm</p>	<p>STD - Grey/Grigio RAL 7001</p> <p>STD - Light grey/Grigio RAL 7035</p> <p>Sandblasted/Aluminium Sabbata/Alluminio</p> <p>Not painted Non verniciata</p> <p>STD - Black/Nero RAL 9005</p> <p>HT - Black/Nero RAL 9005 For high temperature Per alte temperature</p> <p>Ex ATEX - Grey/Grigio RAL 7001</p>	<p>8100.8039.0</p> <p>8100.8139.0</p> <p>8100.8239.0</p> <p>8100.8239.5</p> <p>8100.8339.1</p> <p>8100.8339.H</p> <p>8100.8039.7</p> <p>NEW</p>
<p>Metal plate - Piastra di fondo</p>		<p>Material <i>Materiale</i></p>	<p>Part No. <i>Codice</i></p>
		<p>Zinc-plated steel Acciaio zincato</p>	<p>8100.8439.0</p>

Model <i>Modello</i>	40.31.11	Outside dimensions <i>Dimensioni esterne</i>	404 x 313 x 111 mm	
--------------------------------	-----------------	--	---------------------------	--



Panel drillings for installation:
Forature del pannello per l'installazione:

The pink color identifies the allowed zones for drilling and threading operations.
 Upon request, we supply drilled enclosures with or without cable glands and fittings according customer's requirements.

Il colore rosa indica le zone libere per operazioni di foratura e filettatura.
 Possiamo fornire cassette forate con o senza pressacavi e raccordi secondo il disegno del cliente

ATEX - MAX M/Pg Thread - Massima filettatura M/Pg

M	12	16	20	25	32	40	50	63		
Side Lato A/B	68	28	26	12	7	4	3	3		
Side Lato C/D	105	50	39	20	14	6	5	5		
Pg	7	9	11	13.5	16	21	29	36	42	48
Side Lato A/B	68	42	27	24	18	12	7	4	3	3
Side Lato C/D	103	64	46	39	33	18	13	6	5	5