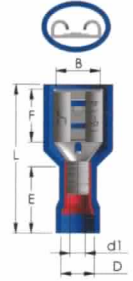

















DOUBLE CRIMP FULLY INSULATED PVC FEMALE DISCONNECTS

1. MAXIMUM ELECTRICAL RATING : 300 VOLTS
2. MAXIMUM TEMPERATURE : 75°C
3. TERMINAL MATERIAL : BRASS
4. PLATING : ELECTRO TIN PLATED
5. REINFORCEMENT SLEEVE : **D TYPE SLEEVE**
6. INSULATION MATERIAL : VINYL (PVC)



3 pcs design



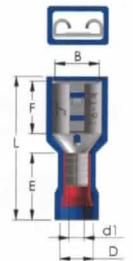
WIRE RANGE AWG / mm ²	ITEM NO.	UL	DIMENSIONS inch (mm)												
			NEMA TAB	B	F	L	E	D	d1	t					
 22~16 AWG 0.5~1.5 mm ²	F1-2.8VFD/5	 US	.020*.110 (0.5*2.8)	.126 (3.2)	.252 (6.4)	.748 (19.0)	.394 (10.0)	.161 (4.1)	.067 (1.7)	.010 (0.25)					
	F1-2.8VFD/8	 US	.032*.110 (0.8*2.8)								.197 (5.0)	.256 (6.5)	.787 (20.0)	.014 (0.35)	
	F1-4.8VFD/5	 US	.020*.187 (0.5*4.8)	.014 (0.35)											
	F1-4.8VFD/8	 US	.032*.187 (0.8*4.8)		.016 (0.4)										
	F1-6.4VFD	 US	.032*.250 (0.8*6.4)	.260 (6.6)		.311 (7.9)									.866 (22.0)
 16~14 AWG 1.5~2.5 mm ²	F2-2.8VFD/5	 US	.020*.110 (0.5*2.8)		.126 (3.2)		.252 (6.4)	.748 (19.0)	.394 (10.0)	.189 (4.8)	.091 (2.3)	.010 (0.25)			
	F2-2.8VFD/8	 US	.032*.110 (0.8*2.8)										.197 (5.0)	.256 (6.5)	
	F2-4.8VFD/5	 US	.020*.187 (0.5*4.8)		.014 (0.35)										
	F2-4.8VFD/8	 US	.032*.187 (0.8*4.8)				.016 (0.4)								
	F2-6.4VFD	 US	.032*.250 (0.8*6.4)	.260 (6.6)	.311 (7.9)	.866 (22.0)									
 12~10 AWG 4~6 mm ²	F5-6.4VFD	 US	.032*.250 (0.8*6.4)				.390 (9.9)	.492 (12.5)	1.161 (29.5)	.512 (13.0)	.256 (6.5)	.134 (3.4)	.016 (0.4)		
	F5-9.5VFD	 US	.047*.374 (1.2*9.5)											.020 (0.5)	







DOUBLE CRIMP SQUARE TYPE FEMALE DISCONNECTS

1. MAXIMUM ELECTRICAL RATING : 300 VOLTS
2. MAXIMUM TEMPERATURE : 105°C
3. TERMINAL MATERIAL : BRASS
4. PLATING : ELECTRO TIN PLATED
5. REINFORCEMENT SLEEVE : **D TYPE SLEEVE**
6. INSULATION MATERIAL : VINYL (PVC)



3 pcs design



WIRE RANGE AWG / mm ²	ITEM NO.	UL	DIMENSIONS inch (mm)							
			NEMA TAB	B	F	L	E	D	d1	t
 22~16 AWG 0.5~1.5 mm ²	F1-6.4VQD	 US	.032*.250 (0.8*6.4)	.260 (6.6)	.311 (7.9)	.846 (21.5)	.394 (10.0)	.161 (4.1)	.067 (1.7)	.016 (0.4)
 16~14 AWG 1.5~2.5 mm ²	F2-6.4VQD	 US								
 12~10 AWG 4~6 mm ²	F5-6.4VQD	 US								