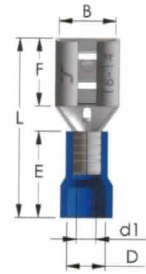














PVC INSULATED FEMALE DISCONNECTS

1. MAXIMUM ELECTRICAL RATING : 300 VOLTS
2. MAXIMUM TEMPERATURE : 105°C
3. TERMINAL MATERIAL : BRASS
4. PLATING : ELECTRO TIN PLATED
5. INSULATION MATERIAL : VINYL (PVC)



2 pcs design



WIRE RANGE AWG / mm ²	ITEM NO.	UL	DIMENSIONS inch (mm)							
			NEMA TAB	B	F	L	E	D	d1	t
 22~16 AWG 0.5~1.5 mm ²	F1-2.8V/5		.020*.110 (0.5*2.8)	.126 (3.2)	.252 (6.4)	.728 (18.5)	.394 (10.0)	.157 (4.0)	.067 (1.7)	.010 (0.25)
	F1-2.8V/8		.032*.110 (0.8*2.8)							.010 (0.25)
	F1-4.8V/5		.020*.187 (0.5*4.8)	.197 (5.0)	.256 (6.5)	.748 (19.0)				.014 (0.35)
	F1-4.8V/8		.032*.187 (0.8*4.8)							.014 (0.35)
	F1-6.4V		.032*.250 (0.8*6.4)	.260 (6.6)	.311 (7.9)	.827 (21.0)				.016 (0.4)
	F1-8V		.032*.312 (0.8*8.0)	.331 (8.4)	.394 (10.0)	.945 (24.0)				.016 (0.4)
 16~14 AWG 1.5~2.5 mm ²	F2-2.8V/5		.020*.110 (0.5*2.8)	.126 (3.2)	.252 (6.4)	.728 (18.5)	.394 (10.0)	.177 (4.5)	.091 (2.3)	.010 (0.25)
	F2-2.8V/8		.032*.110 (0.8*2.8)							.010 (0.25)
	F2-4.8V/5		.020*.187 (0.5*4.8)	.197 (5.0)	.256 (6.5)	.748 (19.0)				.014 (0.35)
	F2-4.8V/8		.032*.187 (0.8*4.8)							.014 (0.35)
	F2-6.4V		.032*.250 (0.8*6.4)	.260 (6.6)	.311 (7.9)	.827 (21.0)				.016 (0.4)
	F2-8V		.032*.312 (0.8*8.0)	.331 (8.4)	.394 (10.0)	.945 (24.0)				.016 (0.4)
	F2-9.5V		.047*.375 (1.2*9.5)	.390 (9.9)	.492 (12.5)	1.122 (28.5)				.020 (0.5)
 12~10 AWG 4~6 mm ²	F5-6.4V		.032*.250 (0.8*6.4)	.260 (6.6)	.311 (7.9)	.925 (23.5)	.492 (12.5)	.217 (5.5)	.134 (3.4)	.016 (0.4)
	F5-9.5V		.047*.375 (1.2*9.5)	.390 (9.9)	.492 (12.5)	1.122 (28.5)				.020 (0.5)