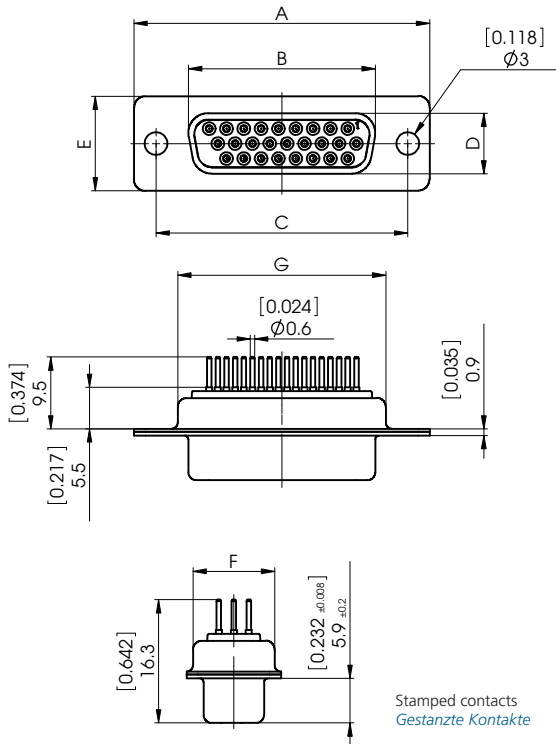


Socket: Straight PCB Termination

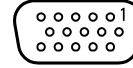
Buchse: Gerader Leiterplattenanschluss

Dimensions
Abmessungen

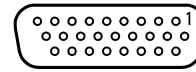
Socket Connector, Front View
Buchsensteckverbinder, Frontansicht



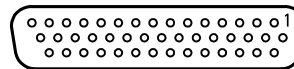
15 contacts
15 Kontakte



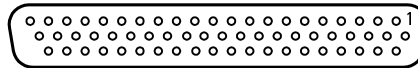
26 contacts
26 Kontakte



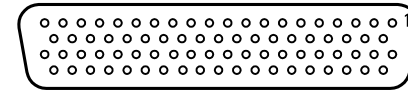
44 contacts
44 Kontakte



62 contacts
62 Kontakte



78 contacts
78 Kontakte

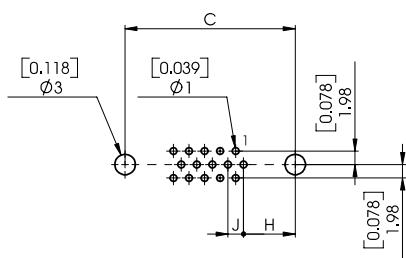


Stamped contacts
Gestanzte Kontakte

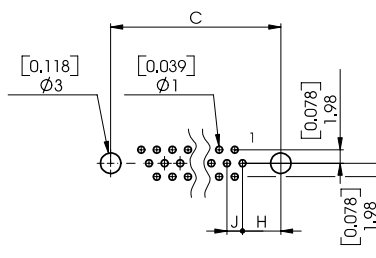
Order Number Bestellnummer	Shell Size Gehäusegröße	Number of Contacts Polzahl	A	B	C	D	E	F	G	H	J
			±0,4 (±0.016)	-0,2 (-0.008)	±0,15 (±0.006)	-0,2 (-0.008)	±0,4 (±0.016)	±0,3 (±0.012)	±0,3 (±0.012)		
CT09-15S1	1	15	30,8 (1.213)	16,4 (0.646)	25,0 (0.984)	8,0 (0.315)	12,5 (0.492)	10,8 (0.425)	19,3 (0.760)	7,10 (0.280)	2,29 (0.090)
CT15-26S1	2	26	39,1 (1.539)	24,7 (0.972)	33,3 (1.311)	8,0 (0.315)	12,5 (0.492)	10,8 (0.425)	27,5 (1.083)	6,80 (0.268)	2,29 (0.090)
CT25-44S1	3	44	53,0 (2.087)	38,5 (1.516)	47,0 (1.852)	8,0 (0.315)	12,5 (0.492)	10,8 (0.425)	41,3 (1.626)	7,00 (0.276)	2,29 (0.090)
CT37-62S1	4	62	69,3 (2.728)	54,9 (2.161)	63,5 (2.500)	8,0 (0.315)	12,5 (0.492)	10,8 (0.425)	57,7 (2.272)	7,00 (0.276)	2,42 (0.095)
CT50-78S1	5	78	66,9 (2.634)	52,5 (2.067)	61,1 (2.406)	10,8 (0.425)	15,4 (0.606)	13,7 (0.539)	55,3 (2.177)	7,60 (0.299)	2,42 (0.095)

Dimensions in mm (inch) - Abmessungen in mm (inch)

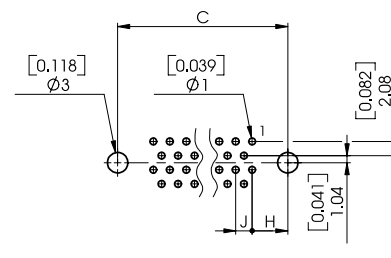
PCB Hole Pattern (Mounting Side)
Leiterplattenlochbild (Bestückungsseite)



Hole Pattern 15 Contacts
Lochbild 15-polig



Hole Pattern 26, 44 and 62 Contacts
Lochbild 26-, 44- und 62-polig



Hole Pattern 78 Contacts
Lochbild 78-polig