

K-No.: 24879

Powerline transformer

Date: 11.06.2007

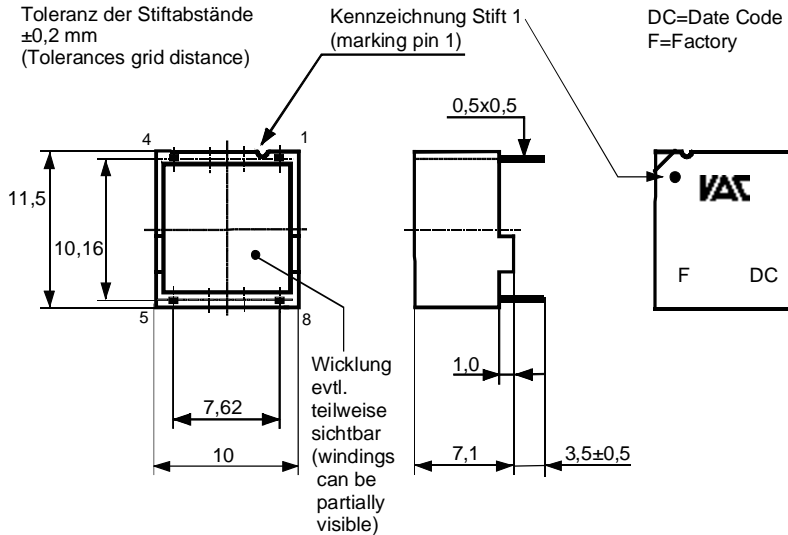
Customer Standard Type

Customers part No.:

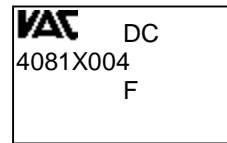
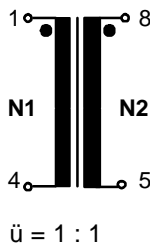
Page 1 of 2

Mechanical outline (mm): (General Tolerances DIN ISO 2768-c)

Connections:



Beschriftung: marking


Schematic diagram:
Operational data/characteristic data (nominal values):


$R_{Cu1} \leq 200 \text{ m}\Omega^*$

$R_{Cu2} \leq 300 \text{ m}\Omega^*$

$L_{L1} \leq 0.3 \mu\text{H}^*$ (N₂ short circuited)

$C_K \leq 25 \text{ pF}^*$ (N₁ to N₂)

Operating temperature: -40 °C ... +125 °C

Storage temperature: -40 °C ... +120 °C

Inspection: (V: 100%-Test; AQL...: DIN ISO 2859-Teil1)

- | | | | | |
|----|------------|--------|-------------------------------------|--|
| 1) | (V) | M3014: | $U_{p,eff} = 4.0 \text{ kV}$, 2 s, | N1 to N2 |
| 2) | (AQL 0,25) | | $L_1 = 1,4 \text{ mH} \pm 30 \%$, | $f = 10 \text{ kHz}$, $U_{AC,eff} = 100 \text{ mV}$ |
| 3) | (V) | | Polarity, Turns ratio: | Tolerance $\pm 2 \%$ |
| 4) | | M3029: | Solderability test acc. 1.1 | |
| 5) | (AQL 1/S4) | M3200: | Mechanical test | |

See page 2

Applicable documents:

Constructed, manufactured and tested in accordance to EN 60950 (IEC 950) and agrees with the standards

Parameters: Reinforced insulation: N1 → N2

Working voltage: 400 V r.m.s.

Pollution degree: 2

Insulation category: 3

Material group: 2

Housing material, casting resin and wire UL – listed

Date	Name	Index	Change
11.06.07	Gr.	82	Inspection point 1) changed to 4kV, working voltage 400 V, Insulation category 3. Type test inserted. ÄA-249
17.04.07	Gr.	81	Mechanical outline: write error, width changed from 13,9 into 11,5. Insignificant.

Editor: KB-FB FP	Design: Gr.		KB-PM B: Pf. check		released: Gr.
------------------	-------------	--	-----------------------	--	---------------

K-No.: 24879

Powerline transformer

Date: 11.06.2007

Customer Standard Type
:

Customers part No.:

Page 2 of 2

Typprüfung:

Type test

- 1) Stoßspannungsprüfung in Anlehnung an M3064
HV transient test according to M3064

N1 gegen/to N2

Einstellwerte: 10 μ s / 700 μ s-Kurvenform (waveform)

Settings $U_{p,max} = 10$ kV

$R_i = 40$ Ω

10 Impulse im Abstand t = 10 Sekunden mit wechselnder Polarität
10 pulses in a cycle of t = 10 seconds with changing polarity

- 2) M3014: $U_{p,eff} = 4.0$ kV, 60 s, N₁ to N₂

Measurements after temperature balance of the test samples at room temperature

* preliminary

Editor: KB-FB FP

Design: Gr.

KB-PM B: Pf.
check

released: Gr.