

Features

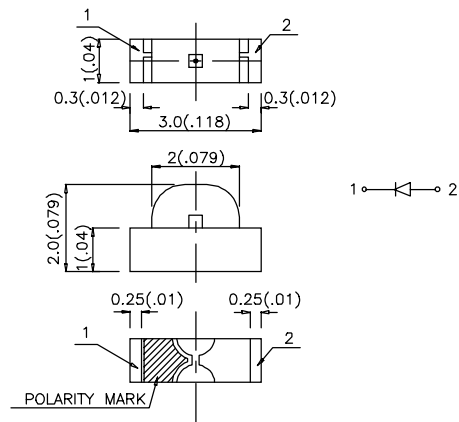
- 3.0mmx1.0mm SMT LED, 2.0mm THICKNESS.
- LOW POWER CONSUMPTION.
- WIDE VIEWING ANGLE.
- IDEAL FOR BACKLIGHT AND INDICATOR.
- VARIOUS COLORS AND LENS TYPES AVAILABLE.

KPA-3010SEC SUPER BRIGHT ORANGE
 KPA-3010SEW SUPER BRIGHT ORANGE
 KPA-3010SECK SUPER BRIGHT ORANGE
 KPA-3010SEW-E HYPER ORANGE

Package Dimensions

Description

The Super Bright Orange source color devices are made with DH InGaAlP on GaAs substrate Light Emitting Diode.
 The Hyper Orange source color devices are made with DH InGaAlP on GaAs substrate Light Emitting Diode.



Notes:

1. All dimensions are in millimeters (inches).
2. Tolerance is ± 0.15 (0.006") unless otherwise noted.
3. Lead spacing is measured where the lead emerge package.
4. Specifications are subjected to change without notice.

Selection Guide

Part No.	Dice	Lens Type	Iv (mcd) @ 20 mA		Viewing Angle
			Min.	Typ.	θ1/2
KPA-3010SEC	SUPER BRIGHT ORANGE (InGaAlP)	WATER CLEAR	100	300	120°
KPA-3010SEW	SUPER BRIGHT ORANGE (InGaAlP)	WHITE DIFFUSED	100	300	120°
KPA-3010SECK	SUPER BRIGHT ORANGE (InGaAlP)	WATER CLEAR	80	200	120°
KPA-3010SEW-E	HYPER ORANGE (InGaAlP)	WHITE DIFFUSED	80	200	120°

Note:

1. θ1/2 is the angle from optical centerline where the luminous intensity is 1/2 the optical centerline value.

Electrical / Optical Characteristics at T_A=25°C

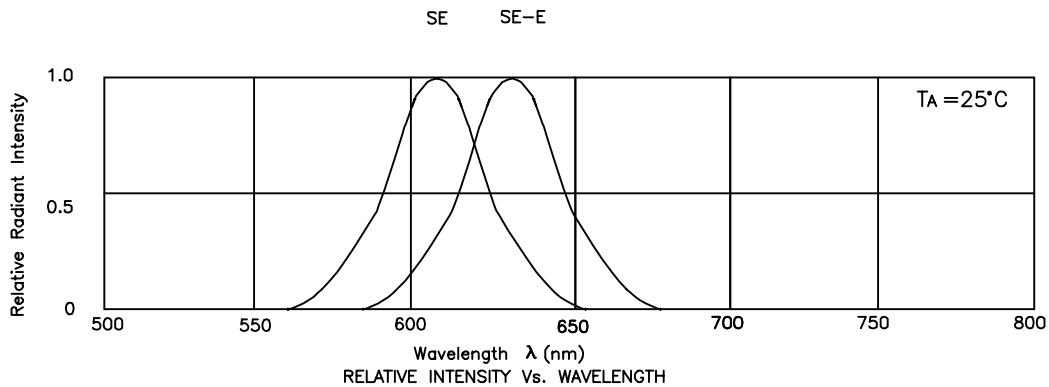
Symbol	Parameter	Device	Typ.	Max.	Units	Test Conditions
λ_{peak}	Peak Wavelength	Super Bright Orange Hyper Orange	610 630		nm	IF=20mA
$\Delta\lambda_{1/2}$	Spectral Line Halfwidth	Super Bright Orange Hyper Orange	15 20		nm	IF=20mA
C	Capacitance	Super Bright Orange Hyper Orange	40 25		pF	VF=0V;f=1MHz
V _F	Forward Voltage	Super Bright Orange Hyper Orange	1.95 2.45	2.5 2.6	V	IF=20mA
I _R	Reverse Current	All		10	uA	VR = 5V

Absolute Maximum Ratings at T_A=25°C

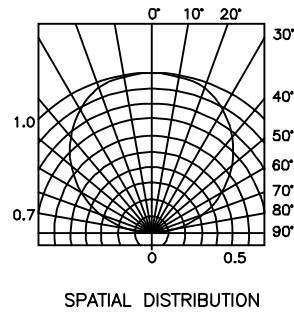
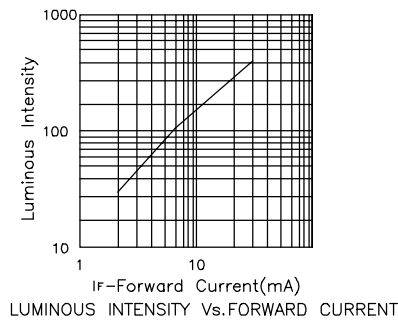
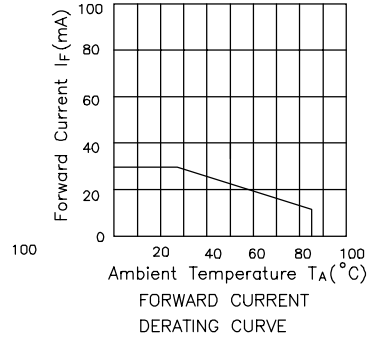
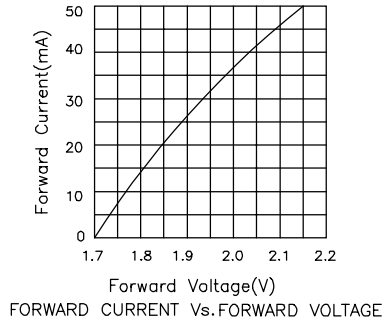
Parameter	Super Bright Orange	Hyper Orange	Units
Power dissipation	75	150	mW
DC Forward Current	30	40	mA
Peak Forward Current [1]	150	150	mA
Reverse Voltage	5	5	V
Operating/Storage Temperature	-40°C To +85°C		

Note:

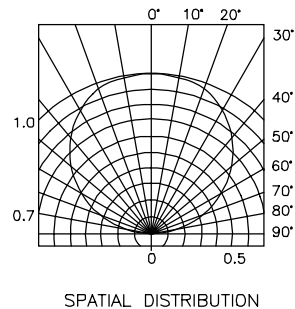
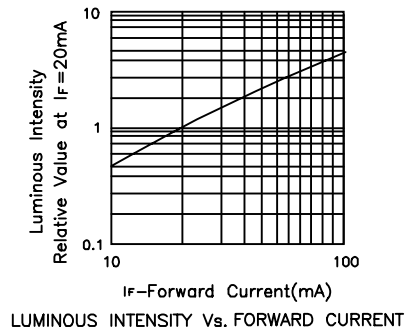
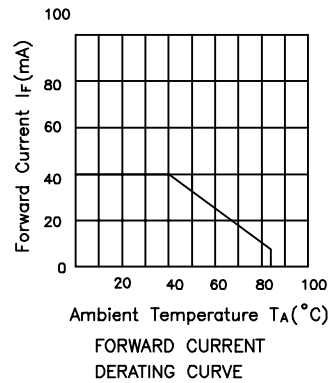
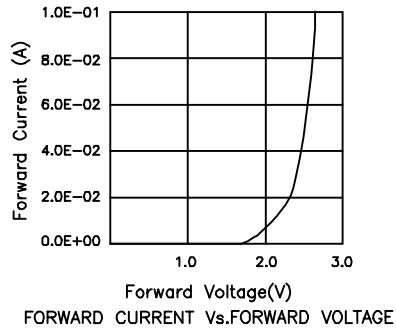
1. 1/10 Duty Cycle, 0.1ms Pulse Width.



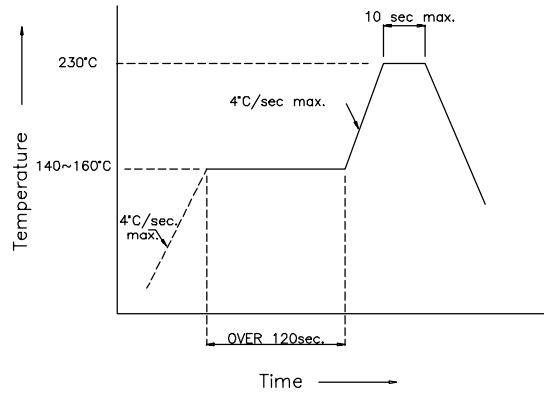
Super Bright Orange KPA-3010SEC, KPA-3010SEW, KPA-3010SECK



Hyper Orange KPA-3010SEW-E

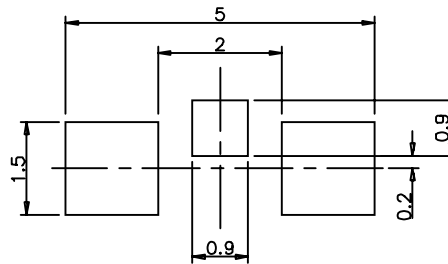


KPA-3010SE, KPA-3010SE-E SMT Reflow Soldering Instructions



KPA-3010SE, KPA-3010SE-E Recommended Soldering Pattern (Units : mm)

FOR REFLOW SOLDERING



KPA-3010SE, KPA-3010SE-E Tape Specifications (Units : mm)

