

ITEM	DESCRIPTION
1	SCREW
2	EXTERNAL THREAD COVER
3	INSERT
4	GASKET
5	GROMMET
6	EXTERNAL THREAD NUT

C28200NOR****

SERIES _____
 C28= EXTERNAL THREAD FORM A
 POLES _____
 2= 2 POLE & 3= 3 POLE
 THREAD _____
 00 = EXTERNAL THREAD
 MATERIAL AND HOUSING COLOR _____
 G= PA6 GRAY, N= PA6 BLACK, W= PA6 BLACK UL V0, T=TRANSPARENT
 GROUND POSITION _____
 0= UNMOUNTED, 2= H12, 3=H3, 6 =H6 & 9= H9
 SCREW AND GASKET _____
 R= INTEGRATED NBR GASKET AND IP67 SCREW
 S= INTEGRATED SILICONE GASKET AND IP67 SCREW
 NON STANDARD PACKAGING _____
 CN= BULK PACK UN-MOUNTED
 SN= BULK PACK MOUNTED
 67= NEUTRAL PACKAGING
 CF= BULK PACK FULLY MOUNTED
 ADDITIONAL CODES _____
 SA= UL AGENCY APPROVED






NOTES

- FOR SPECIFIC PART NUMBERS PLEASE CONTACT SALES OR CONSULT THE INTELLIGENT PART NUMBERS IN THE TABLE ATTACHED
- PRODUCT SPEC: SEE PS-121201-001
- PACKAGING SPEC: SEE PK-121201-001
- CABLE SIZES 4 - 9 mm DIAMETER
- TIGHTENING TORQUE: SEE PS-121201-001
- GROUND POSITION SHOWN H12

LAST INSPECTION NUMBER USED 8

ADDED PN EC NO: IFC2012-0743 DRWNSHEA 2012/04/17 CHKD:SMCGREVV 2012/04/18 APPR:EFOLAN 2012/04/23	QUALITY SYMBOLS	GENERAL TOLERANCES (UNLESS SPECIFIED)	DIMENSION STYLE	SCALE	DESIGN UNITS	THIRD ANGLE PROJECTION																		
	$\nabla=0$ $\nabla=0$	<table border="1"> <tr> <th></th> <th>mm</th> <th>INCH</th> </tr> <tr> <td>4 PLACES</td> <td>±.005</td> <td>±.0005</td> </tr> <tr> <td>3 PLACES</td> <td>±.008</td> <td>±.0008</td> </tr> <tr> <td>2 PLACES</td> <td>±0.01</td> <td>±.001</td> </tr> <tr> <td>1 PLACE</td> <td>±0.2</td> <td>±.008</td> </tr> <tr> <td colspan="3">ANGULAR ±.000°</td> </tr> </table>		mm	INCH	4 PLACES	±.005	±.0005	3 PLACES	±.008	±.0008	2 PLACES	±0.01	±.001	1 PLACE	±0.2	±.008	ANGULAR ±.000°			MM ONLY	1:1	METRIC	
		mm	INCH																					
	4 PLACES	±.005	±.0005																					
3 PLACES	±.008	±.0008																						
2 PLACES	±0.01	±.001																						
1 PLACE	±0.2	±.008																						
ANGULAR ±.000°																								
DRAWN BY: DMAHER_WEU CHECKED BY: E FOLAN APPROVED BY: JWALLACE DATE: 2010/03/11 DATE: 2010/03/24	EXTERNAL THREAD C28 SERIES 121201		MOLEX INCORPORATED		SHEET NO. 1 OF 2																			
MATERIAL NO. _____ DOCUMENT NO. SD-121201-002	DRAFT WHERE APPLICABLE MUST REMAIN WITHIN DIMENSIONS SEE TABLE THIS DRAWING CONTAINS INFORMATION THAT IS PROPRIETARY TO MOLEX INCORPORATED AND SHOULD NOT BE USED WITHOUT WRITTEN PERMISSION																							

Part No	MPM Part No	DESCRIPTION
1212010001	C28200N0R	TYPE A 2P BLACK NBR GASKET
1212010002	C28300N0R	TYPE A 3P BLACK NBR GASKET
1212010003	C28200N0RCN	TYPE A 2P BLACK NBR GASKET
1212010004	C28300N0RCN	TYPE A 3P BLACK NBR GASKET
1212010005	C28200G0R	TYPE A 2P GRAY NBR GASKET
1212010006	C28200N0R67	TYPE A 2P BLACK NBR NEUTRAL PACK
1212010007	C28300N0R67	TYPE A 3P BLACK NBR NEUTRAL PACK
1212010008	C28200N0SCN	TYPE A 2P BLACK SILICONE GASKET BULK
1212010011	C28200G0S	TYPE A 2P GRAY SILICONE GASKET
1212010012	C28200T0R	TYPE A 2P TRANSPARENT NBR GASKET
1212010013	C28200T0S	TYPE A 2P TRANSPARENT SILICONE GASKET
1212010015	C28300G0R	TYPE A 3P GRAY NBR GASKET
1212010016	C28300G0S	TYPE A 3P GRAY SILICONE GASKET
1212010017	C28300T0R	TYPE A 3P TRANSPARENT NBR GASKET
1212010018	C28300T0S	TYPE A 3P TRANSPARENT SILICONE GASKET
1212010019	C28200G0RCN	TYPE A 2P GRAY NBR GASKET BULK
1212010029	C28200N0S	TYPE A 2P BLACK SILICONE GASKET
1212010030	C28300N0S	TYPE A 3P BLACK SILICONE GASKET
1212010031	C28200W0RSA	TYPE A 2P BLACK UL V0 NBR GASKET
1212010032	C28300W0RSA	TYPE A 3P BLACK UL V0 NBR GASKET
1212010033	C28200N2RCF	TYPE A 2P BLACK NBR GASKET FULLY MOUNTED
1212010034	C28200N2RSN	TYPE A 2P BLACK NBR GASKET BULK MOUNTED
1212010035	C28200W0RCNSA	TYPE A 2P BLACK UL V0 NBR BULK UN-MOUNTED
1212010038	C28300N2RSN	TYPE A 3P BLACK NBR GASKET BULK MOUNTED
1212010039	C28300W0SSA	TYPE A 3P BLACK UL V0 SILICONE GASKET
1212010040	C28200W0SSA	TYPE A 2P BLACK UL V0 SILICONE GASKET
1212010041	C28300W0SCNSA	TYPE A 3P BLACK UL V0 SILICONE BULK UN-MOUNTED
1212010043	C28200T2RSN	TYPE A 2P TRANSPARENT NBR GASKET BULK MOUNTED
1212010042	C28200N2SSN	TYPE A 2P BLACK SILICONE GASKET BULK MOUNTED
1212010044	C28200W2RSNSA	TYPE A 2P BLACK UL V0 NBR GASKET BULK MOUNTED
1212010046	C28300W2RSNSA	TYPE A 3P BLACK UL V0 NBR GASKET BULK MOUNTED

SEE SHEET 1 EC NO: IPG2012-0743 DRAWN BY: DRWIN:JSHEA 2012/04/17 CHECKED BY: CHKD:SMCGREYV 2012/04/18 APPR: E.FOLAN 2012/04/23	QUALITY SYMBOLS  = 0  = 0.1  = 0.2	GENERAL TOLERANCES (UNLESS SPECIFIED) <table border="1"> <thead> <tr> <th></th> <th>mm</th> <th>INCH</th> </tr> </thead> <tbody> <tr> <td>4 PLACES</td> <td>± 0.1</td> <td>± 0.004</td> </tr> <tr> <td>3 PLACES</td> <td>± 0.15</td> <td>± 0.005</td> </tr> <tr> <td>2 PLACES</td> <td>± 0.2</td> <td>± 0.008</td> </tr> <tr> <td>1 PLACE</td> <td>± 0.3</td> <td>± 0.012</td> </tr> </tbody> </table>		mm	INCH	4 PLACES	± 0.1	± 0.004	3 PLACES	± 0.15	± 0.005	2 PLACES	± 0.2	± 0.008	1 PLACE	± 0.3	± 0.012	DIMENSION STYLE MM ONLY	SCALE 1:1	DESIGN UNITS METRIC	 THIRD ANGLE PROJECTION
		mm	INCH																		
	4 PLACES	± 0.1	± 0.004																		
	3 PLACES	± 0.15	± 0.005																		
2 PLACES	± 0.2	± 0.008																			
1 PLACE	± 0.3	± 0.012																			
DESCRIPTION H	DRAFT WHERE APPLICABLE MUST REMAIN WITHIN DIMENSIONS	DRAWN BY DMAHER.WEU DATE 2010/03/11 CHECKED BY E.FOLAN	TITLE EXTERNAL THREAD C28 SERIES 121201																		
		APPROVED BY JWALLACE DATE 2010/03/24	 MOLEX INCORPORATED																		
		MATERIAL NO.	SIZE A 2	DOCUMENT NO. SD-121201-002	SHEET NO. 2 OF 2	THIS DRAWING CONTAINS INFORMATION THAT IS PROPRIETARY TO MOLEX INCORPORATED AND SHOULD NOT BE USED WITHOUT WRITTEN PERMISSION															