

## Screw Connectors for Printed Circuit Boards

140-A-121 | 5.00 mm (0.197 in) Spacing - 2-12 poles

## PICTURES



140-A-121

## TECHNICAL INFORMATION

**Description**

Wire entrance perpendicular to PC Board

Dovetail version

Elevator-style clamping mechanism

Can be factory, field or distributor assembled to almost any length

**Technical Data**

**Center to Center Spacing:** 5.000 mm (0.197 in)

**Nominal Cross Section:** 1.5 mm<sup>2</sup> (2325 mils<sup>2</sup>)

**Wire Stripping Length:** 6.000 mm (0.236 in)

**Recommended Hole Diameter in PC Board:** 1.200 mm (0.047 in)

**Bill of Materials**

**Molding :** Polyamide, Self extinguishing UL 94, V-0

**Color :** Grey

**Temperature limits :**

**Short Time :** 140°C (284°F)

**Continuous :** 105°C (221°F)

**Low Limit :** -40°C (-40°F)

**Comparative Tracking Index :** CTI ? 600 V

**Oxygen Index Rating :** 33 %

**Terminal Body:** Nickel plated copper alloy



**Solder Pin and Pressure Plate:** Tin plated copper alloy

**Screw:** Slotted head, zinc plated blue passivated, steel substrate M3

**Solder Pin:** 0.9 mm x 0.5 mm (0.04 in. x 0.02 in.)

## APPROVAL INFORMATION

UL File No. E69841 | CSA File No. LR24322

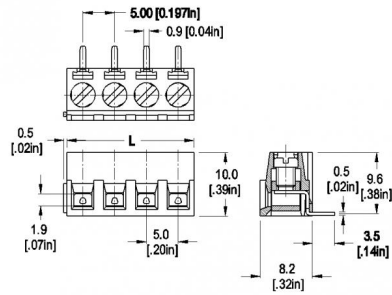
	Type	Current (A)	Voltage (V)	Application Group	AWG	Screw Tightening Torque
	140-A-121 5.0 mm	10	300	B, D	30-14	4.5 lbfin
	140-A-121 5.0 mm	15	300	B	30-14	0.51 lbfin
		10	150	D, E	30-14	

UL: 20A range for factory wiring only.

### International Approval Information

Rated Impulse Withstand Voltage : 2500 V

# TECHNICAL DRAWING



### Description :

Length of Connector (L)

L = No. of Poles x Center to Center Spacing

## SECTION A - SERIES 14 MINI-LIFT AND MIDI-LIFT



### Terminal Blocks for Printed Circuit Boards

Series 14 terminal blocks feature an elevator-style clamping mechanism which provides high contact pressure, great resistance to loosening due to vibration, and allows for almost unlimited connection cycles. All products are equipped with captive screws and a dovetail interlocking feature which allows all pole versions to be assembled to the required pole configurations while maintaining 5 mm (or 5.08 mm) center-to-center spacing.

These products are monolithic up to 24 poles and they all have the dovetail feature. Thus they can be clipped together in any combination by the user. WECO ships a single piece unit when it is possible. Single level will be a single piece unit. Double and triple decker product will be made of combinations.

Single, double and triple level horizontal, vertical, and 45-degree wire entry directions are available in the series 14. Due to its larger size, the 145/146 (midi-lift) is rated for greater current capacity than the smaller 140/141 (mini-lift).

Series 14 delivers high quality connections able to resist vibrations using an industry standard operating mechanism.

Each product has a "How To Order" area as well as a complete listing of UL and CSA approval specifications, available options and accessories.