

Depluggable Terminal Strips for Panel / Chassis Mounting

302-STB (-DS) | 8.00 mm (0.315 in) Spacing - 1-12 poles

PICTURES



302-STB-DS



302-STB & 302-STB

TECHNICAL INFORMATION

Description

The -STS male plugs and -STB female sockets are slotted to provide a spring-like connection with higher insertion force than the -SV/-FB mating pair. This type of connector also facilitates testing and servicing when many connection cycles are likely to be encountered.

Socket

Standard version

Recommended mounting hardware: M2.5 pan head

screw (#3-48 pan head screw) or similar sized sheet metal screw, self-tapping screw or rivet.

Technical Data

Center to Center Spacing: 8.000 mm (0.315 in)

Nominal Cross Section: 1.5 mm² (2325 mils²)

Wire Stripping Length: 6.000 mm (0.236 in)

Bill of Materials

Molding : Polyamide, UL 94, V-2

Color : Off-white

Temperature limits :

Continuous : 105°C (221°F)

Comparative Tracking Index : CTI ? 600 V

Oxygen Index Rating : 25 %

Terminal Body: Tin plated copper alloy

: Tin plated copper alloy

Screw: Slotted head, zinc plated blue passivated, steel substrate M2.6



Application

Whether panel, chassis, printed circuit or wire harness mounted, the 300 series terminal blocks are robust and versatile assets to complement your wiring needs. Male or female plugs can be on the wire harness or they can be on the panel, chassis or PCB. Male and female components can be adjusted for "connect ground first" type configurations where one of the components male or female is extended forward more than the other poles. Configurations with both male and female components can be designed to mate their appropriate counterparts. Plug in directions and wire entries can be oriented almost anyway possible with respect to the mounting surface. Insertion and extraction forces can be optimized for ease of use or for robustness to vibrations by utilizing different available models and sizes. All are designed to assure;od stable electrical conductivity;;od heat dissipation and repeated cycles of use. They can be specially marked to your specifications.

The screw tightened connections result in high contact forces thus promoting safe wire secureness and retention, low electrical resistance and safe reusable connections. All wire retention screws are captive in their towers and they cannot fall out during transportation, installation and use. Wire protectors are available to protect small gauge stranded wires from screw damage.

APPROVAL INFORMATION

UL File No. E69841 | CSA File No. LR24322

| Type | Current (A) | Voltage (V) | Application Group | AWG | Screw Tightening Torque |
|---|-------------|-------------|-------------------|-------|-------------------------|
|  302-STB (-DS) 8.0 mm | 6 | 300 | B, D | 20-14 | 3.5 lbfin |
|  302-STB (-DS) 8.0 mm | 10 | 300 | B, D, E | 26-12 | 0.4 lbfin |

UL 300V / C: if mounted on a suitable insulated surface, on standoffs, or equivalent means to maintain spacing from live parts to the mounting surface. Version DS is CSA certified for 26-14 AWG.

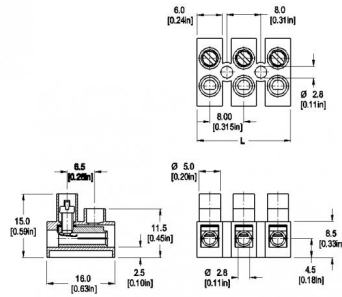
PLUGGING PARTS

Plug-in direction parallel with wire entry direction



TYPE 302-STB (-DS)
8.00 mm spacing - 1-12 poles

TECHNICAL DRAWING



Description :

Length of Connector (L)

$L = \text{No. of Poles} \times \text{Center to Center Spacing} - 2 \text{ mm}$

SECTION C - SERIES 300-S

Terminal Strips for Panel / Chassis Mounting

The 2-part plug and socket terminal strips of the 300-S series were designed to provide quick and easy connections and disconnections to facilitate servicing and testing or to provide a solution to space restrictions. A wide variety of current ratings, voltages and wire sizes can be accommodated center-to-center spacing vary from 8 mm (0.315 in.) to 11.5 mm (0.45 in.)

The shrouded molding design greatly reduces the danger of accidental contact with the current-carrying parts this "finger-safe" design meets the electrical and safety requirements of the German VDE Testing Authority. It allows the manufacturer to sell his products, which incorporate electrical connections, to all marketing areas.

Both -DS and -HDS Wire Protectors are offered to prevent damage to stranded wiring by the clamping screw the HDS versions provide excellent resistance to vibration. Screws are captive and will not be lost during handling and transportation.

The flexible polyamide molding can be fitted to uneven surfaces and a mounting hole is provided between each position. These terminal strips are manufactured in 12 position versions and can be easily cut using common hand tools or ordered to the desired number of poles.

Each product has a "How To Order" area as well as a complete listing of UL and CSA approval specifications, available options and accessories.