

## Eurostyle Screw Terminal Strips for Panel / Chassis Mounting

326 (-HDS) | 14.50 mm (0.571 in) Spacing - 1-12 poles

### PICTURES



### TECHNICAL INFORMATION

#### Description

Standard version

Recommended mounting hardware: M4 pan head screw (#8-32 pan head screw) or similar sized sheet metal screw, self-tapping screw or rivet.

#### Technical Data

**Center to Center Spacing:** 14.500 mm (0.571 in)

**Nominal Cross Section:** 10 mm<sup>2</sup> (15500 mils<sup>2</sup>)

**Wire Stripping Length:** 9.000 mm (0.355 in)

#### Bill of Materials

**Molding :** Polyamide, Self extinguishing UL 94, V-0

**Color :** Off-white

**Temperature limits :**

**Continuous :** 105°C (221°F)

**Comparative Tracking Index :** CTI ? 600 V

**Oxygen Index Rating :** 33 %

**Terminal Body:** Nickel plated copper alloy

**:** Stainless steel strip

**Screw:** Slotted head, zinc plated blue passivated, steel substrate M4



#### Application

The panel and chassis mounted series are ideal for connecting electrical control panels to external power sources, signal sources, other electrical panels and electrical loads of many types and sizes. The electrical panel's or electrical enclosure's internal components and circuitry are connected to their appropriate external electrical circuitry through these terminal blocks. The screw tightened connections result in high contact forces thus promoting safe wire secureness and retention, low electrical resistance and safe reusable connections. All wire retention screws are captive in their towers and they cannot fall out during transportation, installation and use. Wire protectors are available to protect small gauge stranded wires from screw damage.

These terminal strips can be completely enclosed within the enclosures or be placed at an enclosure opening with one side accessible for external cabling and the other for internal wiring. They can be specially marked to your specifications.

**APROVAL INFORMATION**

UL File No. E69841 | CSA File No. LR24322

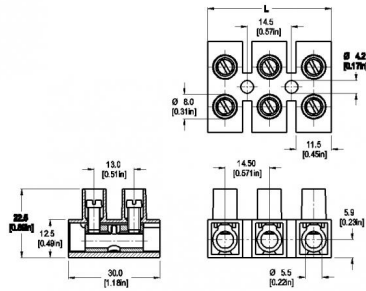
Type	Current (A)	Voltage (V)	Application Group	AWG	Screw Tightening Torque
 326 (-HDS) 14.5 mm	50 10	300 300	B D	14-8 14-8	10.0 lbfin 10.0 lbfin
 326 (-HDS) 14.5 mm	55 10	300 300	B D ,E	14-8 14-8	1.2 lbfin 1.2 lbfin

1. UL: 150 V/ group C 2. CSA: 150 V / Group C 3. Conditional UL rating: 600 V / B,C,D: if mounted on a suitable insulated surface, on standoffs, or equivalent means to maintain spacing from live parts to the mounting surface.

**International Approval Information**



## TECHNICAL DRAWING




### Description :

Length of Connector (L)

$L = \text{No. of Poles} \times \text{Center to Center Spacing} - 3 \text{ mm}$

## SECTION C - SERIES 300



### Terminal Strips for Panel / Chassis Mounting

Series 300 terminal strips are designed to provide a secure wire clamping termination that meets all applicable European standards. The use of a shrouded molding design as well as captive screws are part of a "finger-safe" Euro-style design. As manufacturers globalize their product lines, they are simplifying their inventory by making products that use termination systems that are acceptable everywhere.

The strips are available with stainless steel spring-type wire protectors (HDS designation) to prevent wiring damage by the clamping screws we recommend the use of the wire protector option especially for stranded wiring. The HDS option provides high resistance to vibrations. The 300 series provides long lasting, vibration-resistant terminations for current loads of up to 85A.

Some of the series carry an N designation indicating they have a lower profile when space is a concern. The FU designation provides a raised base that facilitates wire insertion under cramped conditions.

The relatively flexible polyamide molding can be mounted on uneven surfaces the North American style barrier strips are usually made of a more rigid and brittle thermoset material.

Each product has a "How To Order" area as well as a complete listing of UL and CSA approval specifications, available options and accessories.